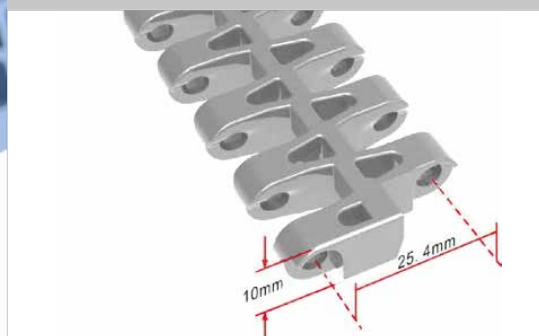


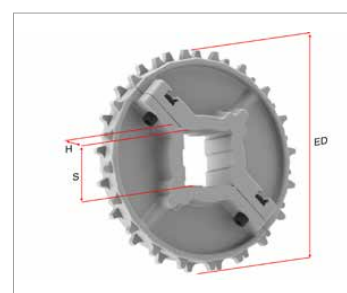
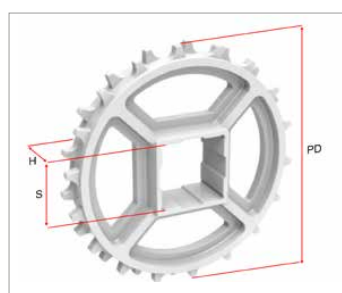
# G254-25B00



Pitch	Min. width	Open area	EU	Ø Rod	Flight	Sidewall	Curve
25,4 mm	50 mm	31,7 %	✓	4,9 mm	✓	✗	✗

Material	Color	Resistance of the straight belt		Temperature		Belt weight
		Kg/m width	N/m width	°C (min.)	°C (max.)	Kg/m <sup>2</sup>
Polypropylene PP	BL WH	1060	10600	1	110	5,15
Polyethylene PE	BL NT	1030	10300	- 60	60	5,41
Acetal POM	BL WH	1720	17200	- 40	85	8,15

BL=Blue, NT= Natural, WH=White.



## Sprocket dimensions

N° teeth	Ø pitch PD (mm)	Ø external ED (mm)	Square bore S (mm)	Round bore D (mm)	Width H (mm)	Keyway K (mm)
8-2R	66,37	65,6	-	25,4 / 30	30	8 x 8
10-2R	82,20	82,5	25,4 / 38,1 / 40	25,4 / 30 / 31,75	30	8 x 8
12-2R	98,14	99	38,1 / 40	25 / 25,4 / 30 / 32	20	8 x 8
15-2R	122,17	124	38,1 / 40	25,4 / 30 / 35	20	8 x 8
16-2R	130,20	131,5	38,1 / 40	30	20	8 x 8
18-2R	146,27	148,5	38,1 / 40 / 60	25,4 / 30 / 31,75	20	8 x 8
20-2R	162,37	164,5	38,1 / 40 / 60 / 70	-	30	-
20-2R-Split	162,37	164,5	38,1 / 40 / 60	-	40	-